


**MONTHLY TREASURER'S REPORT**  
 BY BRANDY VICK, COUNTY TREASURER,  
 DECEMBER 2019

|                      | Beginning Balance      | Revenues              | Disbursements         | Transfer In           | Transfer Out          | Ending Balance         | Investments Redeemed | Investments Purchased | Demand Balance      |             |
|----------------------|------------------------|-----------------------|-----------------------|-----------------------|-----------------------|------------------------|----------------------|-----------------------|---------------------|-------------|
| Texpool Insurance    | \$594,938.93           | \$912.26              | \$0.00                | \$150,000.00          | \$0.00                | \$745,851.19           | \$0.00               | \$0.00                | \$0.00              | \$          |
| TexPool Available    | \$361,578.00           | \$498.50              | \$0.00                | \$137.15              | \$0.00                | \$362,213.65           | \$0.00               | \$0.00                | \$0.00              | \$          |
| TexPool Tobacco-09   | \$0.00                 | \$0.00                | \$0.00                | \$0.00                | \$0.00                | \$0.00                 | \$0.00               | \$0.00                | \$0.00              |             |
| TexPool Operating-10 | \$5,625,189.47         | \$8,060.00            | \$0.00                | \$500,000.00          | \$0.00                | \$6,133,249.47         | \$0.00               | \$0.00                | \$0.00              | \$6,        |
| TexPool Permanent    | \$99,636.51            | \$137.14              | \$0.00                | \$0.00                | \$137.15              | \$99,636.50            | \$0.00               | \$0.00                | \$0.00              |             |
| Austin-Operating     | \$31,348.09            | \$1,206.43            | \$0.00                | \$0.00                | \$0.00                | \$32,554.52            | \$0.00               | \$0.00                | \$32,554.52         |             |
| Austin-Payroll       | \$2.98                 | \$0.16                | \$0.00                | \$0.00                | \$0.00                | \$3.14                 | \$0.00               | \$0.00                | \$3.14              |             |
| FNB Operating        | \$2,033,732.09         | \$2,466,645.08        | \$664,269.62          | \$0.00                | \$1,326,649.95        | \$2,509,457.60         | \$0.00               | \$0.00                | \$2,509,457.60      |             |
| FNB Payroll          | \$5,310.69             | \$12.80               | \$484,755.78          | \$484,755.78          | \$0.00                | \$5,323.49             | \$0.00               | \$0.00                | \$5,323.49          |             |
| FNB Insurance        | \$525,567.52           | \$32,006.23           | \$268,482.14          | \$341,894.17          | \$150,000.00          | \$480,985.78           | \$0.00               | \$0.00                | \$480,985.78        |             |
| FNB Avail&Perm       | \$11,519.53            | \$1.62                | \$0.00                | \$0.00                | \$0.00                | \$11,521.15            | \$0.00               | \$0.00                | \$11,521.15         |             |
| FNB IRC/125          | \$23,661.45            | \$3.32                | \$0.00                | \$0.00                | \$0.00                | \$23,664.77            | \$0.00               | \$0.00                | \$23,664.77         |             |
| FNB Holding          | \$1,030,923.07         | \$144.62              | \$0.00                | \$0.00                | \$0.00                | \$1,031,067.69         | \$0.00               | \$0.00                | \$1,031,067.69      |             |
| FNB Water Grants     | \$0.00                 | \$0.00                | \$0.00                | \$0.00                | \$0.00                | \$0.00                 | \$0.00               | \$0.00                | \$0.00              |             |
| <b>Totals</b>        | <b>\$10,343,408.33</b> | <b>\$2,509,628.16</b> | <b>\$1,417,507.54</b> | <b>\$1,476,787.10</b> | <b>\$1,476,787.10</b> | <b>\$11,435,528.95</b> | <b>\$0.00</b>        | <b>\$0.00</b>         | <b>4,094,578.14</b> | <b>\$7,</b> |


**TOTAL INDEBTEDNESS**

Investment Register on back


Submitted under the provision of the Local Government Code Section 114.026



County Judge, Todd Tefteller



Commissioner, Pct#1 Paula Gentry



Commissioner, Pct#2 Dustin Nicholson



Brandy Vick, County Treasurer



Commissioner, Pct#3



Commissioner, Pct#4


## UPSHUR COUNTY INVESTMENT ACTIVITY DECEMBER 2019

| <u>ACCOUNT</u>       | <u>AMOUNT</u>         | <u>TRANSFERRED OUT</u> | <u>TRANSFERRED IN</u> | <u>EARNED INTEREST</u> |
|----------------------|-----------------------|------------------------|-----------------------|------------------------|
| TexPool Operating    | \$6,133,249.47        |                        |                       | \$8,060.00             |
| TexPool Tobacco      | \$0.00                |                        |                       | \$0.00                 |
| TexPool Insurance    | \$745,851.19          |                        |                       | \$912.26               |
| TexPool Perm School  | \$99,636.50           | \$137.15               |                       | \$137.14               |
| TexPool Avail School | \$362,213.65          |                        | \$137.15              | \$498.50               |
| FNB Avail&Perm       | \$11,521.15           |                        |                       | \$1.62                 |
| FNB Holding          | \$1,031,067.69        |                        |                       | \$144.62               |
| FNB Insurance        | \$480,985.78          |                        |                       | \$58.13                |
|                      |                       |                        |                       |                        |
| <b>TOTALS</b>        | <b>\$8,864,525.43</b> | <b>\$137.15</b>        | <b>\$137.15</b>       | <b>\$9,812.27</b>      |
|                      |                       |                        |                       |                        |
|                      |                       |                        |                       |                        |
|                      |                       |                        |                       |                        |

**FILED**  
**TERRY ROSS**  
**COUNTY CLERK**  
 2020 JAN 31 AM 11:04  
 UPSHUR COUNTY, TX  
 BY \_\_\_\_\_  
 DEPUTY

**QUARTERLY TREASURER'S REPORT**  
**BY BRANDY VICK, COUNTY TREASURER**  
**OCTOBER, NOVEMBER, DECEMBER**  
**2019**

|                   | Beginning Balance     | Revenues              | Disbursements         | Transfer In           | Transfer Out          | Ending Balance         | Demand                | Investments           |
|-------------------|-----------------------|-----------------------|-----------------------|-----------------------|-----------------------|------------------------|-----------------------|-----------------------|
| Texpool Insurance | \$324,215.32          | \$1,635.87            | \$0.00                | \$550,000.00          | \$130,000.00          | \$745,851.19           | \$0.00                | \$745,851.19          |
| Texpool Permanent | \$99,664.75           | \$435.80              | \$0.00                | \$0.00                | \$464.05              | \$99,636.50            | \$0.00                | \$99,636.50           |
| Texpool Tobacco   | \$0.00                | \$0.00                | \$0.00                | \$0.00                | \$0.00                | \$0.00                 | \$0.00                | \$0.00                |
| Texpool Operating | \$4,112,514.77        | \$20,734.70           | \$0.00                | \$2,000,000.00        | \$0.00                | \$6,133,249.47         | \$0.00                | \$6,133,249.47        |
| Texpool Available | \$360,168.29          | \$1,581.31            | \$0.00                | \$464.05              | \$0.00                | \$362,213.65           | \$0.00                | \$362,213.65          |
| Austin-Operating  | \$27,898.59           | \$4,655.93            | \$0.00                | \$0.00                | \$0.00                | \$32,554.52            | \$32,554.52           | \$0.00                |
| Austin-Payroll    | \$2.68                | \$0.46                | \$0.00                | \$0.00                | \$0.00                | \$3.14                 | \$3.14                | \$0.00                |
| FNB Operating     | \$561,109.93          | \$8,157,910.01        | \$2,395,211.81        | \$1,000,000.00        | \$4,814,350.53        | \$2,509,457.60         | \$2,509,457.60        | \$0.00                |
| FNB Payroll       | \$5,295.20            | \$28.29               | \$1,464,792.59        | \$1,464,792.59        | \$0.00                | \$5,323.49             | \$5,323.49            | \$0.00                |
| FNB Insurance     | \$30,256.65           | \$104,065.38          | \$578,200.43          | \$1,479,557.94        | \$554,693.76          | \$480,985.78           | \$480,985.78          | \$0.00                |
| FNB Avail&Perm    | \$25,581.02           | \$7.33                | \$14,067.20           | \$0.00                | \$0.00                | \$11,521.15            | \$11,521.15           | \$0.00                |
| FNB IRC/125       | \$23,307.14           | \$756.56              | \$398.93              | \$0.00                | \$0.00                | \$23,664.77            | \$23,664.77           | \$0.00                |
| FNB Holding       | \$2,030,612.50        | \$455.19              | \$0.00                | \$0.00                | \$1,000,000.00        | \$1,031,067.69         | \$1,031,067.69        | \$0.00                |
| FNB Water Grants  | \$0.12                | \$32,726.22           | \$166,495.34          | \$166,495.34          | \$32,726.34           | \$0.00                 | \$0.00                | \$0.00                |
| <b>Totals</b>     | <b>\$7,600,626.96</b> | <b>\$8,324,993.05</b> | <b>\$4,619,166.30</b> | <b>\$6,661,309.92</b> | <b>\$6,532,234.68</b> | <b>\$11,435,528.95</b> | <b>\$4,094,578.14</b> | <b>\$7,340,950.81</b> |

**FILED**  
**TERRACROSS**  
**COUNTY CLERK**  
**2020 JAN 31 AM 11:03**  
 URSHUR COUNTY, TX.  
 BY:  DEPUTY

**TOTAL INDEBTEDNESS**

Submitted under the provisions of the Local Government Sec

THE STATE OF TEXAS )  
COUNTY OF UPSHUR )

EO:11644 12-01-2007

BEFORE ME, the undersigned authority, on this day personally appeared BRANDY VICK, County Treasurer of Upshur County, who being by me duly sworn, upon oath, says that the within and foregoing report is true and correct.

Brandy Vick, County Treasurer

SWORN TO AND SUBSCRIBED before me this 31st day of January, 2020.

Terri Ross, County Clerk  
County Court, Upshur County, Texas

BEFORE ME, Terri Ross, County Clerk, Upshur County, Texas, on this day personally appeared TODD TEFTELLER, County Judge; PAULA GENTRY, Commissioner Precinct No. 1; DUSTIN NICHOLSON, Commissioner Precinct No. 2; FRANK BERKA, Commissioner Precinct No. 3; and JAY MILLER, Commissioner Precinct No. 4, who, after being duly sworn by me under their oath, said they have examined the foregoing County Treasurer's Report of Upshur County, Texas, and find the same to be correct to the best of their knowledge and belief.

Todd Tefteller  
County Judge

Frank Berka  
Commissioner, Precinct No. 3

Paula Gentry  
Commissioner, Precinct No. 1

Jay Miller  
Commissioner, Precinct No. 4

Dustin Nicholson  
Commissioner, Precinct No. 2

SUBSCRIBED AND SWORN TO Before me, this 31st day of January, A.D. 2020.

Terri Ross  
County Clerk, Upshur County, Texas

Submitted under the provision of the Local Government Code Section 114.026.